



MASSEY FERGUSON



MF 5S SERIES

115-145 HP


BEST IN CLASS FOR HAY, DAIRY
AND LIVESTOCK PRODUCERS



MF 5S SERIES

**A NEW ERA
OF POSSIBILITIES**

WITH A CHOICE OF THREE MODELS, THE NEW MASSEY FERGUSON® 5S SERIES IS SIMPLY THE BEST TRACTOR IN ITS CLASS FOR HAY, DAIRY AND LIVESTOCK PRODUCERS. YOU NEED EXCEPTIONAL VISIBILITY, AND THE MF 5S SERIES DELIVERS WITH A NARROW STEEP-NOSE HOOD AND EXTREMELY SLIM DASHBOARD.



4 MF 5S SERIES AT A GLANCE




6 CAB CONFIGURATIONS



10 MADE FOR SMART FARMING & CONNECTIVITY

MF 5S Series at a Glance.....	4
The Classic Version.....	6
The Deluxe Version.....	8
Made for Smart Farming & Connectivity.....	10
Parts & Service.....	11
Technical Specifications.....	12



11 PARTS & SERVICE



12 TECHNICAL SPECIFICATIONS

YOUR MF 5S SERIES AT A GLANCE


The MF 5S Series continues on our legacy of innovation with a totally new design.

This new series offers excellent maneuverability and versatility for work on the farm, in the field or on the road. It provides substantial power, maximum agility, well-engineered quality and a new distinctive style.

With its high-performance driveline, high levels of comfort and wide choice of equipment and options, the MF 5S Series can tackle any challenge and any task on your farm.

THE PERFECT LOADER PARTNER

- ▶ Best-in-class visibility over the slim dashboard and narrow steep-nose hood combines with great maneuverability and a choice of three hydraulic systems to provide exceptional pressure, flow and response.
- ▶ Left-hand Power Control lever changes direction, shifts speeds and selects neutral, while a choice of joysticks operate the loader, as well as change direction and speeds.



OPTIONAL LIGHT PACKAGE

- ▶ Up to 16 optional LED lights provide outstanding visibility for working at night.

WITH THREE MODELS TO CHOOSE FROM, THE MF 5S SERIES IS ALWAYS THE RIGHT CHOICE

Model	MF 5S.115	MF 5S.135	MF 5S.145
Engine	AGCO Power T4F Compliant — All-in-One Technology		
Front/rear linkage capacity	6,600 lbs. / 10,300 lbs.		
Engine capacity	4.4 L / 4 cylinder		
Transmission	Dyna-4 / Dyna-6		
Maximum power (HP)	115	135	145
Max torque @ 1,500 rpm (lb/ft)	339	398	405
PTO HP	93	107	116
Versions	Classic and Deluxe		

LOW OPERATING COSTS

- ▶ AGCO Power™, four-cylinder, 4.4-liter engine complies with Tier 4 Final emission rules using the compact All-in-One aftertreatment system.
- ▶ All models deliver more power and torque with reduced fuel and DEF consumption.
- ▶ An electronic wastegate turbocharger further improves performance and reduces emissions.



ULTIMATE COMFORT FOR A MORE PRODUCTIVE WORKING DAY

- ▶ Wide choice of specifications available through the Classic and Deluxe trims.
- ▶ Easy-to-access cab offers the best visibility on the market from its large windows (64.4 sq. ft.).
- ▶ New front axle suspension further improves comfort.
- ▶ New armrest and improved ergonomics mean all controls are easily within reach for effortless operation.

EQUIPPED TO WORK FASTER WITH MORE IMPLEMENTS

- ▶ A wide choice of hydraulic systems offer open and closed center systems offering up to 29 gallons per minute of flow.
- ▶ Double-up operations with the new front linkage design offering lift capacities up to 6,600 lbs. while the stronger, rear linkage lifts up to 10,300 lbs.

EFFICIENT DRIVELINES DELIVER HIGHER PRODUCTIVITY

- ▶ Proven transmission technology: Dyna-4 (16x16) or Dyna-6 (24x24) offer seamless shifting.
- ▶ Super-Eco operation attains 25 mph at a low 1530 rpm helping to significantly cut fuel consumption and increase driving comfort.

MADE FOR PERFORMANCE

A new optimized airflow system improves engine cooling, which increases performance and boosts efficiency. Thanks to renewed wide grills and the new design, all radiators have full access to fresh air, providing maximum cooling efficiency.



Combined with the

HIGHLY EFFICIENT DRIVELINES, the engine is consistent and reliable, saves fuel, increases efficiency and cuts costs



FUEL SAVINGS
by lower engine revs



LOW NOISE



40%
particle reduction versus
the previous stage




600 H
long service intervals
reduce running costs



NO COMPROMISE

The compact All-in-One emission system is tucked neatly under the cab, where it has no impact on visibility



THE CLASSIC VERSION

LOGICAL, STRAIGHTFORWARD OPERATION

We call our base MF 5S Series cab configuration “Classic,” but it’s anything but basic. It provides all the key elements you would expect from Massey Ferguson, with a blend of simplicity, ease of use and versatility while fitting all of your power and performance needs.

CLASSIC CAB CONTROLS

Available for all MF 5S Series tractors and intuitively positioned to ensure ultimate productivity at all times, the Classic cab console houses all the frequently used controls. Each instrument is clearly defined and laid out, providing quick and easy access. The pillar houses the less-used switches along with working lights and ignition key.

An armrest-mounted electronic joystick is available for Classic tractors specified as loader-ready from the factory. This not only provides smooth and precise loader operation, but also has buttons to control the transmission, the loader, the rear spool valves or the front linkage.

CLASSIC CAB FEATURES:

- ▶ Control Center with T-handle transmission lever
- ▶ Dyna-4 with AutoDrive™
- ▶ Brake-to-Neutral cab pillar switch
- ▶ Mechanical control of spool valves
- ▶ Air conditioning
- ▶ Telescopic large side mirrors
- ▶ Radio antenna and speakers
- ▶ MF Connect telemetry system ready

CLASSIC CAB OPTIONS:

- ▶ Multifunction loader joystick with transmission control
- ▶ Integrated Front Linkage System
- ▶ ISOBUS compatible Fieldstar® 5 terminal for full precision farming package including video, MF Guide guidance system, MF Section Control, MF Rate Control and MF TaskDoc®



1	Light controls	7	Rear PTO controls
2	PTO speed	8	Mechanical hydraulic lever
3	Rear linkage controls	9	Gear selection T-lever
4	Hazard lights	10	Hand throttle
5	Ignition key	11	Rear linkage controls and depth wheel
6	Diff. lock auto/manual 4WD auto/manual Marker lights/low beam lamps Suspended front axle Brake-to-Neutral		



1

2

3

4

5

6

8

7

9

10

11

THE DELUXE VERSION

BOOST YOUR PRODUCTIVITY

Equipped with key productivity-enhancing features, the Deluxe cab package helps you work faster, to a higher standard and with more accuracy.

DELUXE CAB CONTROLS

Available for all MF 5S Series tractors, Deluxe cab versions can come with the Dyna-6 transmission, with Auto-Drive as standard. Loader-ready tractors are specified with an electronic multifunction joystick, which is integrated into the armrest console. As well as operating the loader and transmission functions, this can also be used to control the optional front linkage.

STANDARD DELUXE CAB FEATURES:

- ▶ Multifunction armrest with MultiPad
- ▶ Dyna-6 transmission with Auto-Drive
- ▶ Air conditioning with manual adjustment
- ▶ Auto air-suspended swivel seat with armrest
- ▶ Electrical and mechanical controls of spool valves
- ▶ Large, telescopic side mirrors
- ▶ Radio antenna and speakers
- ▶ ISOBUS compatible Datatronic 5 terminal for tractor settings management and full-precision farming package including video, MF Guide guidance system, MF Section Control, MF Rate Control and MF TaskDoc
- ▶ MF Connect telemetry system ready
- ▶ Brake-to-Neutral cab pillar switch

DELUXE CAB OPTIONS:

- ▶ Multifunction loader joystick with transmission control
- ▶ Integrated front linkage system
- ▶ Air conditioning with automatic adjustment
- ▶ Superluxe air suspended seat

- 1 Electrical PTO speed selection
- 2 Electronic rear linkage adjustment
- 3 Suspended front axle
Brake-to-Neutral
- 4 Cruise speed settings
- 5 Up to four spool valves can be specified as an option
- 6 Multifunction hydraulic joystick
- 7 MultiPad lever including transmission control for effortless speed and range changes
- 8 Hand throttle
- 9 Rear PTO activation





MADE FOR **SMART FARMING & CONNECTIVITY**

The MF 5S Series has taken Smart Farming and connectivity to new heights. It features the latest standard MF Connect, which comes with real-time information and remote service. What's more, it comes with a new and more intuitive Datatronic™ 5 interface as well as the Fieldstar 5 terminal to control Smart Farming features such as MF Guide, MF Section and Rate Control as well as data transfer and management through MF TaskDoc and TaskDoc Pro.

KEY BENEFITS **FOR YOU**



12% FUEL SAVING
Guidance systems are proven to save up to 12% fuel in field operations



NO OVERLAPS
MF Guide virtually eliminates overlaps



SAVINGS
Using MF Guide helps you save money by reducing overlaps, providing precision application and increasing efficiency



COMFORT
Using MF Guide helps to reduce fatigue and stress by guiding you efficiently through your working day





PARTS & SERVICE

IT'S ALL ABOUT A LIFETIME OF SUPPORT

Buying, owning and maintaining equipment can be complex. That's why ensuring you have support and peace of mind is always an important consideration. With Massey Ferguson, you can count on personalized, responsive support from our network of dealers.

With Massey Ferguson, there's no cut-off time for parts and service, meaning we're available to you throughout the lifetime of your machine.

There's a pride and responsibility built into every piece of equipment we sell, and we make it our mission to keep your machine running smoothly, every single time you turn the key.

Ask your dealer about AGCO Protection, an extended warranty program that prolongs your coverage and safeguards against the cost of sudden breakdowns.

AGCO replacement parts are made to the same high standards as those used on the assembly line, so your AGCO® equipment will stay running like new. Talk to your dealer, or shop at parts.agcocorp.com to find the AGCO Genuine Parts you need.

Focus on your operation, not on scheduling maintenance. With AGCO GenuineCare plans, your service intervals are predetermined. You'll avoid downtime and be able to better plan your costs thanks to transparent pricing, bundles and discounts.




MAKE THE MF 5S SERIES AS INDIVIDUAL AS YOUR FARM



	CLASSIC	DELUXE
ENGINE		
AGCO Power — 4.4 liter	●	●
All-in-One technology	●	●
TRANSMISSION		
Power Control — multifunction shuttle lever	●	●
Right-hand shuttle control	-	●
T-Lever on console	●	-
A MultiPad lever on Command Control Armrest	-	●
Classic: Dyna-4 16F/16R Gears (25 mph)	●	-
Deluxe: Dyna-6 24F/24R Gears (25 mph)	-	●
C1 and C2 cruise speed memories	-	●
Brake-to-Neutral — clutch effect	●	●
OPERATOR ENVIRONMENT		
Air conditioning with manual adjustment	●	●
Air conditioning with automatic control	-	○
Air suspended swivel seat	●	●
Air suspended seat with heater and pneumatic lumbar adjustment	-	○
B Automatic air suspended swivel seat, ventilated, 2 heating levels, pneumatic lumbar, longitudinal and lateral shock absorber, dual motion backrest, and DDS	-	○
Passive mechanical cab suspension	○	○
FM radio, CD, MP3, USB and front auxiliary	○	-
C FM or DAB + (digital) radio, CD, MP3, Bluetooth connection, USB and front auxiliary	-	○
Radio — controls in the armrest	-	●
Telescopic double angle mirrors with electric adjustment and de-icing	-	○
SpeedSteer	●	●
D 16 work lights package — with daytime running LED signature	○	○

- Not available
- Standard specification
- Optional
- * Depending on market legislation

	CLASSIC	DELUXE
OPERATOR ENVIRONMENT		
MF TECHNOLOGIES		
MultiPad with ISOBUS implement control switch assignment	-	●
MF Guide Ready	●	●
E NovAtel receiver — from sub-foot to sub-inch precision	○	○
F Trimble receiver — from sub-foot to sub-inch precision	○	○
MF Section Control	○	○
MF TaskDoc Pro	○	○
CHASSIS AND HYDRAULICS		
Front axle suspension	○	○
Mechanical control of spool valves	●	●
Electrical controls of spool valves	-	●
G Multifunction E/H joystick with live third and QC6c multi coupler loader provisions	○	○
Power Beyond with couplers	○	○
Rear linkage with Active Transport Control	●	●
Automatic PTO	●	●
Electrical PTO speed selection	●	●
Automatic traction management (4WD and differential lock)	●	●
Hydraulic top link on rear three-point linkage	○	○
Integrated front linkage (6,600-pound. capacity)	○	○
CONVENIENCE		
Automatic isolator switch	●	●
Standard toolbox	●	●
External lift control on fenders	●	●
External PTO start/stop control on fender	●	●
External remote valve control on fender	-	●
OTHER EQUIPMENT (SPECIFICATIONS MAY VARY BY MARKET)		
Pivoting front fenders	○	●
Hydraulic or pneumatic trailer brakes*	○	○
Hydraulic and pneumatic trailer brakes*	○	○



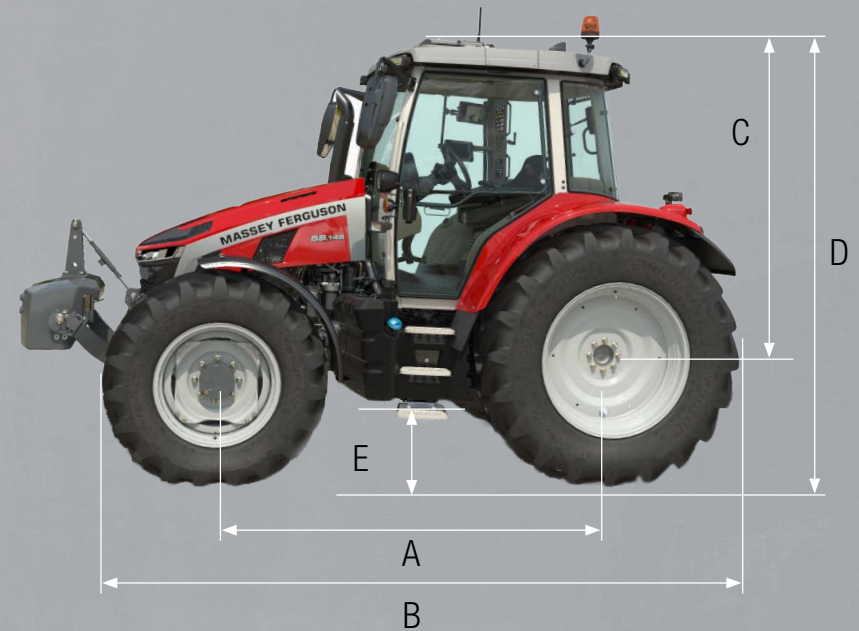
TECHNICAL SPECIFICATIONS

	MODEL	MF 5S.115	MF 5S.135	MF 5S.145
ENGINE				
Engine type		AGCO Power – T4F Compliant with DOC + Soot Catalyst + SCR		
No. of cylinders / No. of valves / Capacity	No./No./L	4 / 4 / 4.4		
Bore / Stroke	mm/mm	108 / 120		
Aspiration		Turbo and intercooler		
Injection type		Common rail		
Fan type		Viscotronic		
Maximum power	ISO HP	115	135	145
PTO power @ 2200 rpm	SAE HP	93	107	116
Engine speed at maximum power	rpm	2000		
Maximum torque @ 1500 rpm	lb./ft.	339.3	398.3	405.7
Fuel tank capacity / DEF tank capacity	gallons	52.8 / 5.3		
Maintenance interval	hours	600		
TRANSMISSION DYNA-4 SEMI-POWERSHIFT GEARBOX WITH LEFT-HAND POWER CONTROL				
Number of gears	Fwd x Rev	16 x 16		
Min. speed @ 1400 rpm	mph	0.8		
No. of speeds with Super Creeper	Fwd x Rev	32 x 32		
Min. speed @ 1400 rpm with Super Creeper	mph	0.6		
TRANSMISSION DYNA-6 SUPER ECO SEMI-POWERSHIFT GEARBOX WITH LEFT-HAND POWER CONTROL				
Number of gears	Fwd x Rev	24 x 24		
Min. speed @ 1400 rpm	mph	0.7		
No. of speeds with Super Creeper		48 x 48		
Min. speed @ 1400 rpm with Super Creeper	mph	0.06		
Super-Eco transmission		25 mph @ 1530 rpm		
REAR LINKAGE AND HYDRAULICS				
Controls		Height/depth, MF draft control, intermix, max height, lowering rate, shock absorber		
Lower links type	Cat	3N/2		
Lift capacity (@ frame & full stroke)	lbs.	10,300		
Maximum oil flow — Open Center services pump		8.4 gpm supplying steering, brakes, diff lock, PTO, 4WD		
Maximum oil flow — Optional Open Center		26 gpm supplying rear linkage & spool valves (Classic)		
Maximum oil flow — Closed Center		29 gpm Load Sensing system (Classic & Deluxe)		
Hydraulic system pressure	PSI	2900		
POWER TAKE-OFF (REAR)				
Operation / control		Independent / Electro hydraulic		
Optional PTO speeds		540 / 1000		
Standard PTO speeds		540 / 540 Eco / 1000		
Engine speed at				
540 / 1000	rpm	1920 / 1960		
540 Eco	rpm	1560		
Standard		6 & 21 splines		

MODEL	MF 5S.115	MF 5S.135	MF 5S.145
FRONT LINKAGE			
Maximum lift capacity	lbs.	6,600	
BRAKES			
Type	Electro-hydraulic (oil cooled)		
DIFFERENTIAL LOCK			
Type	Hydralock rear axle and front axle		
REAR TIRES			
Standard	460/85R38		
WEIGHTS AND DIMENSIONS			
(May vary depending on configuration. Please consult your dealer)			
Weight	lbs.	10,500	
Maximum gross vehicle weight	lbs.	20,900	
HEIGHT			
(with standard tires, approximate figure depending on tire brand, pressure and load)			
Cab — standard position with standard roof	in.	108 with 18.4 R38 without beacon	
Wheelbase	in.	100	


DIMENSIONS

		MF 5S.115 / MF 5S.135 / MF 5S.145
A Wheelbase	in.	100
B Overall length from front weights to rear linkage arms	in.	195
C Height from rear axle to top of cab with standard roof, standard flat floor cab	in.	80 without beacon
D Width (min / max)	in.	79 / 93
E Ground clearance (with 420/85 R38 tires)	in.	10.75 with R38 tire





**APPLY
ONLINE**
FOR FINANCING



*APPLY NOW FOR PRE-APPROVAL**

www.masseyferguson.com



or scan the QR code to get started.



*Currently only available for individual applicants. Subject to credit review and approval and other terms and conditions. All financing is in AGCO Finance LLC's sole discretion.
©2022 AGCO Corporation. Massey Ferguson is a worldwide brand of AGCO Corporation.
AGCO and Massey Ferguson are trademarks of AGCO. All rights reserved. | MF22B002FCV03



MASSEY FERGUSON

BORN TO FARM